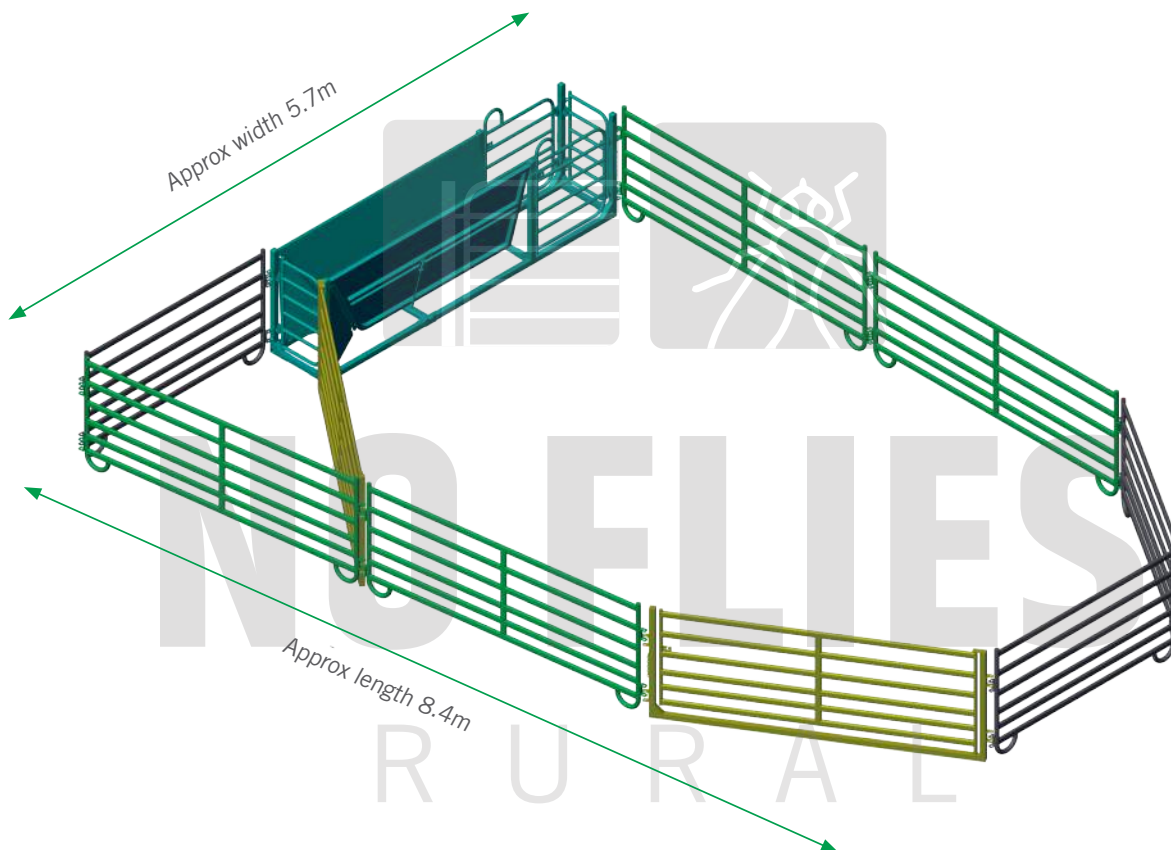





# NO FLIES

R U R A L






## 20-30 Head Sheep Yard



\*SSP60 Panels Pictured

Available In	
PRODUCT CODE	DESCRIPTION
SSP60	60x30 Sheep Panel 6 Rail
SSPS	25nb Sheep Panel 6 Rail (Yards made upon order) 

### YARD INCLUDES

-  1 x Sheep 3 Way Draft Race H/D Adjustable (SSD3WHD) 
-  2 x Sheep Inframe Gates 2900x1100
-  4 x Sheep Panels 2900x1100
-  3 x Sheep Panels 2100x1100
- 20 x Yard Pins